

# **Skype for Educators**

## **A powerful way to connect**

Presented at SpICE Conference  
Oct 12, 2011

# What is Skype?

- Website: <http://www.skype.com>
- Skype is an application that may be downloaded from <http://www.skype.com> for video conferencing, chat and screen sharing.
- Recently purchased by Microsoft for 8.5 billion dollars!
- <http://www.lifehacker.com.au/2011/05/dont-expect-any-rapid-changes-to-skype-now-microsoft-owns-it/>

# Download for Macs or PCs

Go to [www.skype.com](http://www.skype.com)



# Pricing Options Free to Premium

<http://www.skype.com/intl/en/prices/premium?intcmp=gvcCS-prem>

See what features you get with Skype Premium

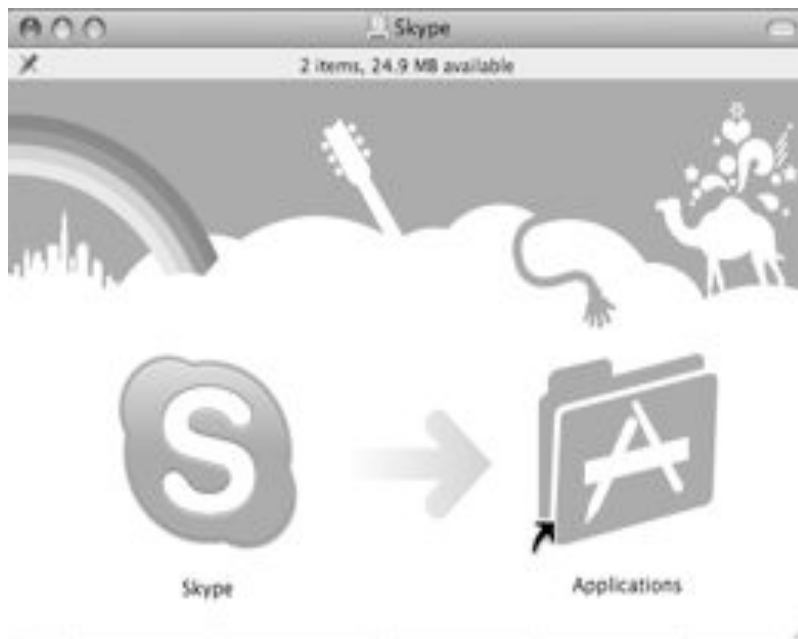
	12 month subscription 50% off +	3 month subscription 25% off +	1 month subscription	Day pass	Skype Free
Group video calling	✓	✓	✓	✓	×
No partner advertising*	✓	✓	✓	✓	×
Group screen sharing (Skype for Mac)	✓	✓	✓	✓	×
Live chat customer support	✓	✓	✓	✓	×
30% off a HD webcam	✓	✓	✓	×	×
Conference calls	✓	✓	✓	✓	✓
Instant messaging	✓	✓	✓	✓	✓

# Installing Skype on a Mac

1. Double click on downloaded dmg file



2. Drag Skype to the Application Folder.

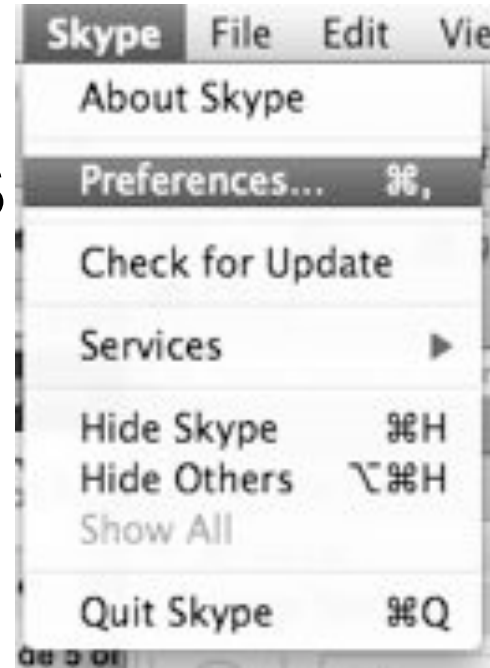


3. Skype is installed!



# Set Preferences

1. Open Skype
2. Click on Preferences



# Be Sure to Check Privacy Settings



# Check computer audio and video



# The nitty gritty checklist for teachers

1. Check your school district's policies regarding students in video and audio.
2. Let your school's or district's technology support know in advance of your plans to use Skype (at least several days notice). They could give you advice about bandwidth issues or internet filtering.

# Checklist (cont.)

3. Parent permission to participate might be required.

4. If possible arrange a Skype call with your presenter in advance.

5. Have a back-up plan if Skype doesn't work (speaker phone, cell phone on speakers etc.)


6. Have a headphone, microphone on hand.



# Ideas for using Skype in the Classroom

1. Bring in an expert: Deborah Dahl – Member of the World Wide Web Foundation

Sample Skype call with Dr. Deborah Dahl, member of the World Wide Web Consortium and the World Wide Web Foundation. She will talk briefly about her recent trips to Ghana and Kenya to help bring the Web to resource-constrained areas.



# Other ideas for Skype in the Classroom

- Connect with other teachers
- Screen share computers for collaboration or tech support
- Collaborate on projects  
(through screen sharing and video and audio)
- If you are on a trip or away from school you may visit with your own classroom through Skype.
- Virtual Field Trips
- Skype can connect children with the troops.  
[http://www.minnesotanationalguard.org/press\\_room/e-zine/articles/index.php?item=2179](http://www.minnesotanationalguard.org/press_room/e-zine/articles/index.php?item=2179)

# Connecting with Classrooms

*from around the Country or Around the World*

(remember to consider time zones!)

**Edublogger** – This page has been set up to help you make connections with classes who are interesting in having Skype conversations with other classes.

<http://theedublogger.com/want-to-connect-with-other-classrooms/>

# **Connecting with other Classrooms (cont.)**

## **Skype in the Classroom**

Meet new people, discover new cultures and connect with classes from around the world, all without leaving the classroom.

<http://education.skype.com/>



# Perfecting your project

How to share with other teachers:

1. Set clear goals

2. Share your project

3. Provide updates and leave feedback.

[http://blogs.skype.com/en/2011/09/  
perfect\\_your\\_skype\\_classroom\\_projects.ht  
ml](http://blogs.skype.com/en/2011/09/perfect_your_skype_classroom_projects.html)

# Recording your Skype Session

Screenium Screencast software

<http://screenium.en.softonic.com/mac>

Vodburner for PC only

<http://www.vodburner.com/download/skype-ad-download>

Jing

<http://www.techsmith.com/jing/>

Comparison of Screencast software

<http://en.wikipedia.org/wiki/>

[Comparison of screencasting software](#)

# Apps for Skype


The Skype App Store

<http://shop.skype.com/apps/index.html>

Check out the iPhone App for the iPhone 4!

<http://www.apple.com/webapps/>

With a front facing camera video conferencing on the iPhone is quite easy.



# Increasing your knowledge Professional Development and PLNs

**The 2011 Global Education Conference will be held November 14 - 18, online and free.**

Sessions will take place in multiple time zones and multiple languages over the five days. The 2010 Global Education Conference had 15,028 unique logins and presentations from 62 countries.

<http://globaleducation.ning.com/page/2011-conference>



# **Increasing Your Knowledge**

## **Classroom 2.0 - Personal Learning Network**

<http://www.classroom20.com/>

## **Making Technology Connections - online course**

Sangamon County Teachers Contact Jenni Dahl to sign up  
[jdahl@roe51sdc.org](mailto:jdahl@roe51sdc.org)

## **Illinois Education and Technology Conference**

**Nov. 15-16, 2011**

<http://il-edtech.org/>

## **Illinois Computer Educators Conference**

Feb 28 through March 2, 2012

[http://www.iceberg.org/ice\\_conference](http://www.iceberg.org/ice_conference)

# Join SpICE

Last, but certainly not least - join SpICE!

<http://www.iceberg.org/spice>

Information may be found at the registration table.

# Need help?

- ▶ If you would like to practice Skype feel free to contact me, [jdahl@roe51sdc.org](mailto:jdahl@roe51sdc.org) .
- ▶ Skype name: jennidahl2008
- ▶ Powerpoint may be downloaded at <http://eclass.roe51.org>