








Welcome to When Will I Ever Use This? Career Exploration

When Will I Ever Use This?



"When am I going to use this?" is a question you've heard before. Students ask this question about curriculum. The aim of this project is to help students discover the relevance of their studies through a career investigation.

There are ten activities in this Career Exploration Project.

-  [Teacher News Forum](#) → ⏪ ⏩ 🔍 🗑️ 👤
-  ["Netiquette" in the iCollaboratory Resource](#) → ⏪ ⏩ 🔍 🗑️ 👤
-  [Teachers: Create your class, school or department Web page Resource](#) → ⏪ ⏩ 🔍 🗑️ 👤
-  [Teachers: Create Student Accounts Resource](#) → ⏪ ⏩ 🔍 🗑️ 👤
-  [Teachers: Create Student Accounts file](#) → ⏪ ⏩ 🔍 🗑️ 👤
-  [Match your color preference to a career: file](#) → ⏪ ⏩ 🔍 🗑️ 👤
-  [Common Core State Standards 6-12 Resource](#) → ⏪ ⏩ 🔍 🗑️ 👤

Activity 1:

Introduction: When Will I Ever Use This? Career Exploration

You sit in math class. The question "When will I ever use this?" keeps popping up in your mind while your teacher works out algebraic equations in front of the classroom. This project will help you realize that there are a lot of careers that make use of mathematics.

Math is just one example. You've been wondering about the usefulness of facts from other subjects, too. When you begin your investigation of a career of your choice, you will be surprised how often basic facts from middle school and high school classes and exploratories get into the picture of your promising future.

You will be researching a career that involves the use of any of the core subjects, language arts, math, science, social studies; and exploratory classes, art, foreign language, health, music appreciation, physical education, problem-based learning, technology. Your research will include:

- A description of the profession
- A list of high school classes to take in order to attend colleges that prepare students for this profession
- A list of college classes that are required for this profession
- The advantages and disadvantages of the profession
- The salary range
- The outlook for openings in the future.

A major source of your information will be the Career Cybrary Links. In the Career Cybrary Links associated with this project you will find links to information about occupations as well as web sites that will help you with the actual writing of your research paper. Other sources of information might include video tapes about careers, brochures, books that are available at your school, members of the community who come to your class to discuss their career, and job shadowing. As you read books about a career you will post a book review in the Thumbs Up, or Thumbs Down Internet Book Club Forum.

Your research will be presented to the public through the "**When Will I Ever Use This?**" Web page. A copy of your research might be added to a Career Portfolio in your Learning Center so that other students may make wise decisions about the path they wish to follow for a career. It is possible that you will be asked to create a brochure about the profession that you researched and/or a multimedia presentation.

- [1.1 Teacher Introduction Resource](#) → ⏪ 🔊 X 🗑
- [1.2 Real World Relevance file](#) → ⏪ 🔊 X 🗑
- [1.3 Culminating Event or Product Resource](#) → ⏪ 🔊 X 🗑
- [Illinois Learning Standards: Language Arts file](#) → ⏪ 🔊 X 🗑

Activity 2: So What Do You Want To Do With Your Life?

Which jobs are you thinking about as a way to earn a living as you reach working age? Complete this survey. Be as specific as possible because materials and information will be gathered to help you learn more about the job of your dreams!

- [2.1 Career Survey: So What Will You Do With Your Life? file](#) 🗑
- [2.2 View Career Survey Results file](#) → ⏪ 🔊 X 🗑
- [2.3 Learn your personality type: file](#) → ⏪ 🔊 X 🗑
- [2.4 Common Careers for Personality Types file](#) → ⏪ 🔊 X 🗑
- [2.5 Holland Code for Careers file](#) → ⏪ 🔊 X 🗑
- [2.6 Determine your Career Goals file](#) → ⏪ 🔊 X 🗑
- [Career Interest Links Resource](#) → ⏪ 🔊 X 🗑
- [Illinois Learning Standards: 5 file](#) → ⏪ 🔊 X 🗑
- [National Educational Technology Standards \(1, 2, 3, 4, 5 & 6 NETS-S\) file](#) → ⏪ 🔊 X 🗑

Activity 3: What Resources Should I Use?

Refine your question. What are you looking for? Try to limit your key words to a few important words.

The Learning Center or Media Resource Center is a great place to begin. Basic information about your topic will be found in the reference section of your learning center or media resource center.

Another resource is the Career Cybrary Links. Information about occupations and information about writing can be found in the Career Cybrary Links.

Books can be checked out of the Learning Center or the Media Resource Center. Review the book in the "Thumbs Up, or Thumbs Down" Internet Book Club Forum. Let other students know how valuable that book is. Give it a five star rating if it's the best. Give it a one star rating if it doesn't help very much at all.

- [3.1 Career Cybrary: Occupational Outlook Handbook and General Career Information file](#) → ⏪ 🔊 X 🗑
- [3.2 Careers Related to Fine Arts & Performing Arts file](#) → ⏪ 🔊 X 🗑
- [3.3 Careers Related to Language Arts file](#) → ⏪ 🔊 X 🗑
- [3.4 Careers Related to Math file](#) → ⏪ 🔊 X 🗑
- [3.5 Careers Related to Physical Education file](#) → ⏪ 🔊 X 🗑
- [3.6 Careers Related to Science file](#) → ⏪ 🔊 X 🗑
- [3.7 Careers Related to Social Studies file](#) → ⏪ 🔊 X 🗑
- [3.8 Writing Center: Links to Dictionaries and Encyclopedias file](#) → ⏪ 🔊 X 🗑
- [Illinois Standards: \(3\) \(5\) file](#) → ⏪ 🔊 X 🗑
- [National Education Technology Standard \(1, 2, 3, 4, 5 & 6 NETS-S\) file](#) → ⏪ 🔊 X 🗑




Activity 4: Thumbs Up, Thumbs Down Forum

How useful was the resource that you chose for investigating your career?

Did it have all of the information that you were searching for?






- Did it have a description of the job?
- Did it list high school classes to take in order to attend college or tech school?
- Did it list courses that had to be taken after high school?
- Did it list advantages and disadvantages of the job?
- Did it list the pay rate or the salary range?
- Did it give some information about the outlook for the job?

Let other students know how useful this resource was by deciding if it gets a “thumbs up or a thumbs down” as a resource.

-  [4.1 Thumbs Up, Thumbs Down Forum](#) → ⏪ ⏩ ⏴ ⏵ ⏶ ⏷ ⏸ ⏹ ⏺ ⏻ ⏼ ⏽ ⏾ ⏿
-  [Illinois Learning Standards: \(3.\), \(5.\) file](#) → ⏪ ⏩ ⏴ ⏵ ⏶ ⏷ ⏸ ⏹ ⏺ ⏻ ⏼ ⏽ ⏾ ⏿
-  [National Educational Technology Standards \(1, 2, 3, 4, 5 & 6 NETS-S\) file](#) → ⏪ ⏩ ⏴ ⏵ ⏶ ⏷ ⏸ ⏹ ⏺ ⏻ ⏼ ⏽ ⏾ ⏿

Activity 5: Career Description

Choose a Career. Write a Career Description. Publish a Career Description document.






-  [5.1 Career Description Resource](#) → ⏪ ⏩ ⏴ ⏵ ⏶ ⏷ ⏸ ⏹ ⏺ ⏻ ⏼ ⏽ ⏾ ⏿
-  [5.2 Create Your Web Page file](#) → ⏪ ⏩ ⏴ ⏵ ⏶ ⏷ ⏸ ⏹ ⏺ ⏻ ⏼ ⏽ ⏾ ⏿
-  [5.3 Publish Your Career Description file](#) → ⏪ ⏩ ⏴ ⏵ ⏶ ⏷ ⏸ ⏹ ⏺ ⏻ ⏼ ⏽ ⏾ ⏿
-  [Illinois Standards: \(3.\), \(5.\) file](#) → ⏪ ⏩ ⏴ ⏵ ⏶ ⏷ ⏸ ⏹ ⏺ ⏻ ⏼ ⏽ ⏾ ⏿
-  [National Educational Technology Standards \(1, 2, 3, 4, 5 & 6 NETS-S\) file](#) → ⏪ ⏩ ⏴ ⏵ ⏶ ⏷ ⏸ ⏹ ⏺ ⏻ ⏼ ⏽ ⏾ ⏿

Activity 6: Classes Needed For Your Dream Job

Research the classes that you will need to insure that you are qualified for your career.

Gather information about classes necessary for your career. Organize your thoughts in Microsoft Word by writing a description of the training needed.




Update & publish your Career Document.

-  [6.1 Find the high school classes you need for your career. file](#) → ⏪ ⏩ ⏴ ⏵ ⏶ ⏷ ⏸ ⏹ ⏺ ⏻ ⏼ ⏽ ⏾ ⏿
-  [6.2 Update Resource](#) → ⏪ ⏩ ⏴ ⏵ ⏶ ⏷ ⏸ ⏹ ⏺ ⏻ ⏼ ⏽ ⏾ ⏿
-  [6.3 Publish file](#) → ⏪ ⏩ ⏴ ⏵ ⏶ ⏷ ⏸ ⏹ ⏺ ⏻ ⏼ ⏽ ⏾ ⏿
-  [Illinois Standards: \(3.\), \(5.\) file](#) → ⏪ ⏩ ⏴ ⏵ ⏶ ⏷ ⏸ ⏹ ⏺ ⏻ ⏼ ⏽ ⏾ ⏿
-  [National Educational Technology Standards \(1, 2, 3, 4, 5, & 6 NETS-S\) file](#) → ⏪ ⏩ ⏴ ⏵ ⏶ ⏷ ⏸ ⏹ ⏺ ⏻ ⏼ ⏽ ⏾ ⏿

Activity 7: What Are the Advantages & Disadvantages of My Dream Job?

Research the advantages and disadvantages of your career.





Update & publish your Career Document.

-  [7.1 Research & Write Resource](#) → ⏪ ⏩ ⏴ ⏵ ⏶ ⏷ ⏸ ⏹ ⏺ ⏻ ⏼ ⏽ ⏾ ⏿
-  [7.2 Publish file](#) → ⏪ ⏩ ⏴ ⏵ ⏶ ⏷ ⏸ ⏹ ⏺ ⏻ ⏼ ⏽ ⏾ ⏿
-  [Illinois Standards: \(3.\), \(5.\) file](#) → ⏪ ⏩ ⏴ ⏵ ⏶ ⏷ ⏸ ⏹ ⏺ ⏻ ⏼ ⏽ ⏾ ⏿

-  [National Educational Technology Standards \(1, 2, 3, 4, 5 & 6 NETS-S\) file](#) → ⌵ 🔊 ✕ 🌐

Activity 8: Salary and Outlook



Investigate how much you might earn in the career you've chosen. You will also need to know if the job that you're interested in will be there when you graduate or when you've completed your classes. How long will that job be available? Is it a job that might be eliminated? Examine all of these factors and write about the salary and the outlook for the future.

-  [8.1 Salary & Outlook Resource](#) → ⌵ 🔊 ✕ 🌐
-  [8.2 Publish the salary and outlook for your dream job! file](#) → ⌵ 🔊 ✕ 🌐
-  [Illinois Standards: \(3\), \(5\). file](#) → ⌵ 🔊 ✕ 🌐
-  [National Educational Technology Standards \(1, 2, 3, 4, 5 & 6 NETS-S\) file](#) → ⌵ 🔊 ✕ 🌐

Activity 9: Share Your Knowledge




Click links to learn how to:

1. Create your Web page
2. Update and publish

-  [9.1 How to create a Web page Powerpoint presentation](#) → ⌵ 🔊 ✕ 🌐
-  [9.2 Update and publish! file](#) → ⌵ 🔊 ✕ 🌐
-  [National Educational Technology Standards \(4, 5 & 6 NETS-S\) file](#) → ⌵ 🔊 ✕ 🌐

Activity 10: Invitation to Add Comments

Please take a few minutes to read the iCollaboratory "Netiquette".

1. Find a career that interests you.
2. Read the student's Career Web Page thoughtfully. Answer some of these questions by writing in a word processing program:
 - What about the career interests you?
 - What did you learn about the career that you didn't know?
 - If you know someone who has this career, discuss the career from what you've heard.
 - Describe the reasons why you'd like to have this career or the reasons you would not like this career.
3. Use proper written language when you are writing. Your written work for this project should not include emoticons or messaging "short-hand".
4. Spell check and grammar check your word processing document.
5. Copy and paste your comments at the bottom of the career Web page you've chosen.
6. Click the "Comment" button. Paste your response in the text box.
7. Click the "Add comment" button.
 -  [10.1 iCollaboratory "Netiquette" Resource](#) → ⌵ 🔊 ✕ 🌐
 -  [10.2 How to Respond to Writing and Give Effective Feedback Resource](#) → ⌵ 🔊 ✕ 🌐
 -  [10.3 Complete the Rubric: When Will I Ever Use This? file](#) → ⌵ 🔊 ✕ 🌐